

**PRACTICAL MANUAL**

**PRODUCTION OF UNDERUTILIZED VEGETABLE CROPS**

**Course No. HVS-509; Credit Hrs. 3(2+1)**

**For M.Sc. (Horticulture) Vegetable Science**

**II-year (1<sup>st</sup>Semester)**



**Dr. Arjun Lal Ola**

**Dr. Devesh Tiwari**

**Dr. Saurabh Singh**

**2023**

**Department of Vegetable Science  
College of Horticulture and Forestry  
Rani Lakshmi Bai Central Agricultural University  
Jhansi-284003**

**Name of Student** .....  
**Roll No.** .....  
**Batch**.....  
**Session**.....  
**Semester**.....  
**Course Name :** .....  
**Course No. :** .....  
**Credit** .....

**Published: 2023**

**No. of copies: .....**

**Price: Rs.**

©RLBCAU, Jhansi

---

### **CERTIFICATE**

This is to certify that Shri./Km.....ID No.....  
has completed the practical of course.....  
.....Course No.....as per the syllabus of M.Sc. (Horticulture) Vegetable  
Science .....semester in the year.....in the respective lab/field of  
College.

Date:

Course Teacher

## CONTENTS

S. No.	Topics	Page No.
1.	Identification of underutilized vegetable crops.	
2.	To study about the botanical description of Chinese cabbage.	
3	To study about the botanical description of lettuce.	
4.	To study about the botanical description of ivy gourd.	
5.	Description of commercial varieties and hybrids of underutilized vegetable crops.	
6.	To study about the scientific raising of nursery and seed treatment of underutilized vegetable crops.	
7.	To study the methods of irrigation in underutilized vegetable crops.	
8	To study the methods of fertilizers and micronutrients application in of underutilized vegetable crops.	
9.	To study about the mulching practices in underutilized vegetable crops.	
10.	To study about the weed management in underutilized vegetable crops.	
11.	Use of plant growth substances in underutilized vegetable crops.	
12	Study of nutritional and physiological disorders in underutilized vegetable crops.	
13	Identification of important pest and their control in underutilized vegetable crops.	
14.	Identification of important diseases and their control in underutilized vegetable crops.	
15	To study about the maturity indices of underutilized vegetables crops.	
16	To study about the Post-Harvest management (Grading, Packaging, Marketing).	
17	Visit to commercial farm, green house /polyhouses.	

## Experiment No. 1

### Objective- Identification and botanical description of underutilized vegetable crops

Common name	Botanical name	Family	Origin	Ch.no.
Red cabbage				
Chinese cabbage				
Kale				
sweet corn				
Asparagus				
Leek				
Globe artichoke				
Chinese chive				
Sweet gourd				

Spine gourd				
Teasle gourd				
Round gourd				
Ivy gourd				
Snake gourd				
Kachri				
Pointed gourd				
Long melon				
Snap melon				
Gherkin				
Celery				
Parsley				

Indian spinach (Poi)				
Spinach				
Water spinach				
Chenopods				
Chekurmanis				
Elephant foot yam				
Yam bean				
Lima bean				
Winged bean				
Yam				

**Experiment No. 2**

**Objective-** To study about the botanical description of Chinese cabbage

**Introduction:**

.....  
.....  
.....  
.....

**Materials Required:**

.....  
.....  
.....  
.....

**Root:**

.....  
.....  
.....  
.....  
.....

**Steam:**

.....  
.....  
.....  
.....

**Leaves:**

.....  
.....

**Floral Biology and floral structure**

**Inflorescence:**

.....  
.....

**Flower:**

.....  
.....

**Calyx:**

.....  
.....  
.....

**Corolla:**

.....  
.....  
.....  
.....

**Androecium:**

.....  
.....  
.....


**Gynoecium:**

.....  
.....  
.....

**Floral**

**formula**.....

**Draw flower structure and floral diagram:**





**Objective-** To study about the botanical description of lettuce

**Introduction:**

.....  
.....  
.....  
.....

**Materials Required:**

.....  
.....  
.....  
.....

**Root:**

.....  
.....  
.....  
.....  
.....

**Steam:**

.....  
.....  
.....

**Leaves:**

.....  
.....  
.....  
.....

**Floral Biology and floral structure**

**Inflorescence:**

.....  
.....

**Flower:**

.....  
.....

**Calyx:**

.....  
.....  
.....

**Corolla:**

.....  
.....  
.....  
.....

**Androecium:**

.....  
.....  
.....  
.....


**Gynoecium:**

.....  
.....  
.....

**Floral**

**formula**.....

**Draw flower structure and floral diagram:**



**Objective-** To study about the botanical description of Ivy gourd

**Introduction:**

.....  
.....  
.....  
.....

**Materials Required:**

.....  
.....  
.....  
.....

**Root:**

.....  
.....  
.....  
.....  
.....

**Steam:**

.....  
.....  
.....

**Leaves:**

.....  
.....

**Floral Biology and floral structure**

**Inflorescence:**

.....  
.....

**Flower:**

.....  
.....

**Calyx:**

.....  
.....  
.....

**Corolla:**

.....  
.....  
.....  
.....

**Androecium:**

.....  
.....  
.....  
.....


**Gynoecium:**

.....  
.....  
.....

**Floral**

**formula**.....

**Draw flower structure and floral diagram:**



**Experiment No. 5**

**Objectives- Description of commercial varieties and hybrids of underutilized vegetable crops**

<b>Crop</b>	<b>Varieties</b>	<b>Specific feature of variety</b>
Red cabbage		
Chinese cabbage		
Kale		
Asparagus		
Leek		
Globe artichoke		
Sweet gourd		
Spine gourd		
Teasle gourd		

Round gourd		
Ivy gourd		
Snake gourd		
Kachri		
Pointed gourd		
Long melon		
Snap melon		

Gherkin		
Celery		
Parsley		
Indian spinach (Poi)		
Spinach		
Water spinach		
Chenopods		
Chekurmanis		
Elephant foot yam		





**Experiment No. 6**

**Objectives-** To study about the scientific raising of nursery and seed treatment of underutilized vegetable crops

**Importance of scientific raising of nursery**

.....  
.....  
.....  
.....  
.....  
.....  
.....

**Materials Required:**.....

.....  
.....  
.....

**Factors affecting raising nursery**

**Location of the nursery:**

.....  
.....  
.....  
.....  
.....  
.....

**Soil**

.....  
.....  
.....  
.....  
.....  
.....  
.....  
.....

**Procedure of nursery bed preparation:**

.....  
.....  
.....  
.....  
.....

.....  
.....  
.....  
.....  
.....  
.....  
.....  
.....

**Seed Treatment**

**Benefits of seed treatment:**

.....  
.....  
.....  
.....  
.....  
.....  
.....  
.....



**Name of Bio-agent use in seed treatment:**

.....  
.....  
.....  
.....

**Procedure of biological seed treatment**

.....  
.....  
.....  
.....  
.....  
.....  
.....  
.....

**Chemical seed treatments**

**Common fungicides used:.....**

.....  
.....

**Methods of using chemicals:**

- **Dry/ Dust method:**

.....  
.....  
.....  
.....



**Use of mulch**

.....  
.....  
.....  
.....  
.....  
.....

**Removal of mulch**

.....  
.....  
.....

**Use of shading nets or polysheets**

.....  
.....  
.....  
.....  
.....

**Thinning**

.....  
.....  
.....

**Intercultural and weed control**

.....  
.....  
.....  
.....  
.....

**Plant protection**

.....  
.....  
.....  
.....  
.....

**Hardening of the plants in the nursery**

.....  
.....  
.....  
.....  
.....  
.....

**Transplanting.....**

.....  
.....  
.....

**Objective-** To study the methods of irrigation in underutilized vegetable crops

**Introduction**.....  
.....  
.....  
.....  
.....  
.....  
.....  
.....  
.....

**Materials Required:**  
.....  
.....  
.....  
.....  
.....

**Methods of irrigation**

**A) Surface irrigation:**  
.....  
.....  
.....  
.....  
.....  
.....  
.....

**1. Flood system:**  
.....  
.....  
.....  
.....  
.....  
.....

**2. Border method:**  
.....  
.....





**Experiment No. 8**

**Objective-** To study the methods of fertilizers and micronutrients application in of underutilized vegetable crops

**Introduction**.....

.....  
.....  
.....  
.....  
.....  
.....  
.....

**Materials Required:**

.....  
.....  
.....  
.....

**Methods of fertilizer application**

**A) Solid Fertilizers Application Methods**

**Broadcasting:**

.....  
.....  
.....  
.....  
.....  
.....  
.....

**Top Dressing:** .....

.....  
.....  
.....  
.....  
.....  
.....  
.....



**Side band:**

.....  
.....  
.....  
.....  
.....  
.....

**B) Liquid fertilizers application methods**

**Starter solution:**

.....  
.....  
.....  
.....  
.....  
.....  
.....  
.....

**Foliar application:**

.....  
.....  
.....  
.....  
.....

**Firtigation:**

.....  
.....  
.....  
.....  
.....  
.....  
.....  
.....  
.....  
.....

### Recommendation of primary nutrients (NPK) for different vegetable crops

Crop	Recommended dose of primary nutrients (kg/ha)		
	N	P <sub>2</sub> O <sub>5</sub>	K <sub>2</sub> O
Chinese Cabbage			
Asparagus			
Sprouting Broccoli			
Leek			
Yam			
Long melon			
Elephant foot yam			
Spinach			

Source of fertilizers supplying nutrients: Different fertilizer grade refers to the guaranteed minimum percentage of N, P<sub>2</sub> O<sub>5</sub>, and K<sub>2</sub>O contained in the fertilizer material. For example

### Synthetic fertilizers and their nutrient composition

Fertilizer	Composition (%)		
	N	P <sub>2</sub> O <sub>5</sub>	K <sub>2</sub> O
Urea	46	-	-
Calcium ammonium nitrate	25		
Single super phosphate	-	16	-
Double super phosphate	-	32	-
Diammonium phosphate	18	46	-
Muriate of potash	-	-	60

### Calculation

If the recommended dose of nutrient and the percentage content of that nutrient in the fertilizer are known, the quantity of fertilizer required can be calculated by using following formula.

$$\text{Quantity of fertilizer required (kg)} = \frac{(\text{Recommended dose of nutrient application})}{(\% \text{ Nutrient content present in the fertilizer})} \times 100$$

**Example:** Calculate the quantity of urea, single super phosphate (SSP) and muriate of potash (MOP) for one hectare of tomato as per application schedule viz., 1/3rd of N + full P and K at the time of planting and remaining N in two equal splits at one month interval. The recommended dose of nutrients is 120 kg N, 75 Kg P<sub>2</sub>O<sub>5</sub> and 60 kg K<sub>2</sub>O.

**Solution:**

Recommended dose of nutrients in tomato is 120 kg N, 75 Kg P<sub>2</sub>O<sub>5</sub> and 60 kg K<sub>2</sub>O.

Urea contains N = 46%

SSP contains P<sub>2</sub>O<sub>5</sub> = 16%

MOP contains K<sub>2</sub>O = 60%

**Applying the formula**

**Quantity of urea required (kg/ha)**

.....  
.....  
.....  
.....

**Quantity of SSP required (kg/ha)**

.....  
.....  
.....  
.....

**Quantity of MOP required (kg/ha)**

.....  
.....  
.....  
.....

**Application schedule**

.....  
.....  
.....  
.....  
.....  
.....  
.....

**Experiment No. 9**

**Objective-** To study about the mulching practices in underutilized vegetable crops

**Introduction**.....  
.....  
.....  
.....  
.....  
.....  
.....  
.....  
.....

**Materials Required:**.....  
.....  
.....  
.....  
.....

**Merit of mulch**.....  
.....  
.....  
.....

**Demerit of mulch:**.....  
.....  
.....  
.....

**Type of Mulch.** .....  
.....  
.....  
.....  
.....  
.....  
.....



**Experiment No. 10**

**Objective-** To study about the weed management in underutilized vegetable crops

**Introduction**.....  
.....  
.....  
.....  
.....  
.....  
.....  
.....  
.....

**Materials Required:**  
.....  
.....  
.....  
.....  
.....

**Chemical weed control:** .....  
.....  
.....  
.....  
.....  
.....  
.....



**Problems associated in chemical weed control:** .....

.....

.....

.....

.....

.....

.....

.....

.....

.....

**Procedure for pre-emergence application of weedicide:** .....

.....

.....

.....

.....

.....

.....

.....

.....

**Calculation of dose of herbicide in terms of active in gradient**  
**Quantity of commercial product of herbicide (kg per ha)**

$$= \frac{\text{(Recommended dose of herbicide)}}{\text{(a.i of herbicide formulation)}} \times 100$$

**Solved example**

**If, you buy pendimethalin with 40% a.i. Its recommended dose of application in cabbage is 1.0 kg/ha. Then, the quantity of commercial product required will be**

.....

.....

.....

.....

.....

.....

.....

.....

.....



**Calculation of quantity of water to be used**

**If, Spraying herbicide with hand operated Knapsack Spray pump, water required to cover one hectare area varies from 700-800 litres. So calculate the amount of water for spraying weedicide in 0.6 ha area?**

**Quantity of water required per unit area (litre per unit area)**

**(water required for one ha × area to be sprayed)**

**=**

\_\_\_\_\_

**10000**

.....

.....

.....

.....

.....

.....

.....











.....  
.....  
.....  
.....

**Tuber crops:**

.....  
.....  
.....  
.....  
.....  
.....  
.....  
.....  
.....  
.....  
.....  
.....  
.....

**Leafy vegetable.....**

.....  
.....  
.....  
.....  
.....  
.....







**Experiment No. 15**

**Objective- - To study about the maturity indices of underutilized vegetables crops**

**Introduction.....**  
.....  
.....  
.....  
.....  
.....  
.....  
.....  
.....

**Physiological maturity.....**  
.....  
.....  
.....  
.....

**Horticultural maturity.....**  
.....  
.....  
.....  
.....

**Maturity indices for cool season vegetable crops**  
**Red cabbage .....**  
.....  
.....  
.....

**Chinese Cabbage**  
.....  
.....  
.....  
.....

**Sprouting Broccoli**  
.....

.....  
.....  
.....

**Brussels Sprout**.....  
.....  
.....

**Kale**  
.....  
.....  
.....

**Elephant foot yam**.....  
.....  
.....

**Asparagus**.....  
.....  
.....

**Leek:**.....  
.....  
.....

**Globe artichoke**.....  
.....  
.....

**Ivy gourd:** .....  
.....  
.....

.....  
.....

**Long melon:**.....  
.....  
.....  
.....

**Round melon**.....  
.....  
.....  
.....

**Yam**.....  
.....  
.....  
.....

**Lima bean**.....  
.....  
.....  
.....

**Celery** .....

**Experiment No. 16**

**Objective-** To study about the Post-Harvest management (Grading, Packaging, Marketing)

**Introduction**.....  
.....  
.....

**Materials Required:**  
.....  
.....  
.....

**Precooling**  
.....  
.....  
.....  
.....

**Advantages of precooling:**  
.....  
.....  
.....

**Grading:**  
.....  
.....  
.....

**Advantages of Grading:**  
.....  
.....  
.....

**Packaging:**

.....  
.....  
.....  
.....  
.....

**Packaging materials**

.....  
.....  
.....  
.....

**Transportation**

.....  
.....  
.....  
.....

**Marketing**

.....  
.....  
.....  
.....

**Storage**

.....  
.....  
.....  
.....



